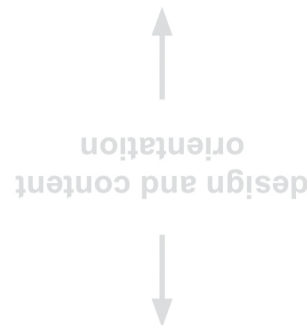




(Outside Panel That Folds In - Right)

*11" x 17" Right-Angle Half Fold
Folds to 5.5" x 8.5"*



(Outside Panel That Folds In - Left)

*11" x 17" Right-Angle Half Fold
Folds to 5.5" x 8.5"*

ARTWORK WITH BORDERS

Minimum border thickness must be 1/4 (0.25") thick plus the 1/8 (0.125") bleed for correct print ready artwork. Total border size from the bleed line is 3/8 (0.375"). Border example on the left.

bleed

Artwork that reaches the cut line needs to extend to the edge of the **red line**.

cut line

This is where your artwork will be trimmed. (Finished size ordered)

safety

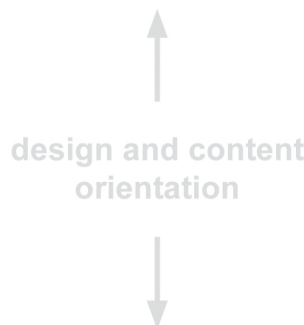
All text must be kept within the **blue line**

score

score

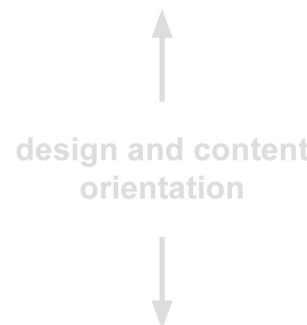
*11" x 17" Right-Angle Half Fold
Folds to 5.5" x 8.5"*

(Outside Back)



*11" x 17" Right-Angle Half Fold
Folds to 5.5" x 8.5"*

(Outside Front)



Inside Top Left Panel

↑
Design and content
orientation
↓

Inside Top Right Panel

↑
Design and content
orientation
↓

11" x 17" right-angle fold brochure, folds to 5.5" x 8.5" (vertical - inside/front)

Please make sure that you open or import template files at 300 DPI.

If your final product requires printing to the edge after trimming, you **must** extend your artwork to the **red** boundary box for proper bleed. Anything in the **red** shaded area will be trimmed off.

Your text should be 1/8" inside the **cut line** on each side, represented by the **blue** safety box.

← **safety**

← **cut line**

← **bleed**

DELETE THIS LAYER

Except for the CROP MARKS

You **MUST** delete this layer except for the crop marks or it will be printed in your finish product.

PsPrint is not responsible for reprinting your job if this layer is included in your file.

↑
Design and content
orientation
↓

Inside Front Panel

↑
Design and content
orientation
↓

Inside Back Panel

↙ ↘
crop marks